

**LEGEND - PROPOSED CONCRETE RECONSTRUCTION**

- PROPOSED CONCRETE SLAB REPLACEMENT
- TYPE A - TRANSVERSE DOWELED CONSTRUCTION JOINT (INTO EXISTING)
- TYPE B - TRANSVERSE DOWELED CONSTRUCTION JOINT (INTO NEW SLAB)
- TYPE C - LONGITUDINAL KEYED JOINT (INTO EXISTING)
- TYPE D - LONGITUDINAL KEYED JOINT (INTO NEW)
- TYPE E - LONGITUDINAL KEYED AND TIED JOINT ON RUNWAY CENTRELINE (INTO EXISTING)
- TYPE F - LONGITUDINAL KEYED AND TIED JOINT ON RUNWAY CENTRELINE (INTO NEW)

- NOTES**
1. ALL DIMENSION IN METRES UNLESS NOTED OTHERWISE.
  2. DIMENSIONS PROVIDED ARE FOR INFORMATION ONLY.
  3. CONTRACTOR TO MATCH EXISTING PAVEMENT JOINT ALIGNMENT ON SITE.
  4. FOR EXISTING SERVICES INFORMATION REFER TO THE PRICIPAL.
  5. FOR PAVEMENT CONSTRUCTION SEQUENCING REFER TO DRAWING 60518201-DRG-6000-SR-0050.
  6. FOR PAVEMENT CONSTRUCTION AND JOINT DETAIL REFER TO DRAWING 60518201-DRG-6000-SR-0051.
  7. REFER TO DRAWING 60518201-DRG-6000-SR-0002 FOR DETAILED NOTES.

**CONTRACTOR NOTICE**  
 THE SCOPE OF WORKS FOR THIS CONTRACT IS LIMITED TO INDIVIDUAL CONCRETE SLABS IDENTIFIED IN THIS DRAWING SET.

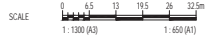
Last saved by: XE89012020-07-29 | Last Printed: 2020-07-28  
 Filename: P:\60518201\60518201\6 CAD\25-SKETCHES\DETAIL DESIGN\2020-06-25\60518201-DRG-6000-SR-1000.DWG

This drawing is confidential and shall only be used for the purpose of this project. The signing of this title block confirms the design and drafting of this project have been prepared and checked in accordance with the AECOM quality assurance system to ISO 9001-2000.

**AECOM**  
 CONSULTANT  
 AECOM New Zealand Ltd  
 NZ.B.N 942 903 209 1335  
 www.aecom.com

**PROJECT**  
 PAVEMENT SLAB  
 REPLACEMENT

**CLIENT**  
 AIRPORT AUTHORITY



**PROJECT MANAGEMENT INITIALS**

PV	MH	CR
DESIGNER	CHECKED	APPROVED

**PROJECT DATA**

DATUM	SURVEY
-------	--------


**ISSUE/REVISION**

IR	DATE	DESCRIPTION

**PROJECT NUMBER**  
60518201

**SHEET TITLE**  
PAVEMENT AND  
JOINT LAYOUT PLAN  
SHEET 1

**SHEET NUMBER**  
60518201-DRG-6000-SR-1000



**LEGEND - PROPOSED CONCRETE RECONSTRUCTION**

- PROPOSED CONCRETE SLAB REPLACEMENT
- TYPE A - TRANSVERSE DOWELED CONSTRUCTION JOINT (INTO EXISTING)
- TYPE B - TRANSVERSE DOWELED CONSTRUCTION JOINT (INTO NEW SLAB)
- TYPE C - LONGITUDINAL KEYED JOINT (INTO EXISTING)
- TYPE D - LONGITUDINAL KEYED JOINT (INTO NEW)
- TYPE E - LONGITUDINAL KEYED AND TIED JOINT ON RUNWAY CENTRELINE (INTO EXISTING)
- TYPE F - LONGITUDINAL KEYED AND TIED JOINT ON RUNWAY CENTRELINE (INTO NEW)

- NOTES**
1. ALL DIMENSION IN METRES UNLESS NOTED OTHERWISE.
  2. DIMENSIONS PROVIDED ARE FOR INFORMATION ONLY.
  3. CONTRACTOR TO MATCH EXISTING PAVEMENT JOINT ALIGNMENT ON SITE.
  4. FOR EXISTING SERVICES INFORMATION REFER TO THE PRICIPAL.
  5. FOR PAVEMENT CONSTRUCTION SEQUENCING REFER TO DRAWING 60518201-DRG-6000-SR-0050.
  6. FOR PAVEMENT CONSTRUCTION AND JOINT DETAIL REFER TO DRAWING 60518201-DRG-6000-SR-0051.
  7. REFER TO DRAWING 60518201-DRG-6000-SR-0002 FOR DETAILED NOTES.

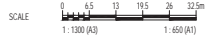
**CONTRACTOR NOTICE**  
 THE SCOPE OF WORKS FOR THIS CONTRACT IS LIMITED TO INDIVIDUAL CONCRETE SLABS IDENTIFIED IN THIS DRAWING SET.

Last saved by: XE8910200-07-29 | Last Printed: 2020-07-28  
 Filename: P:\60518201\60518201\6 CAD\25-SKETCHES\DETAIL DESIGN\2020-06-25\60518201-DRG-6000-SR-1001.DWG

This drawing is confidential and shall only be used for the purpose of this project. The signing of this title block confirms the design and drafting of this project have been prepared and checked in accordance with the AECOM quality assurance system to ISO 9001-2000.




**PROJECT**  
 PAVEMENT SLAB REPLACEMENT



PROJECT MANAGEMENT INITIALS		
PV	MH	CR
DESIGNER	CHECKED	APPROVED
PROJECT DATA		
DATUM	SURVEY	

ISSUE/REVISION		
IR	DATE	DESCRIPTION

PROJECT NUMBER	
60518201	
SHEET TITLE	
PAVEMENT AND JOINT LAYOUT PLAN SHEET 2	
SHEET NUMBER	
60518201-DRG-6000-SR-1001	



**LEGEND - PROPOSED CONCRETE RECONSTRUCTION**

- PROPOSED CONCRETE SLAB REPLACEMENT
- TYPE A - TRANSVERSE DOWELED CONSTRUCTION JOINT (INTO EXISTING)
- TYPE B - TRANSVERSE DOWELED CONSTRUCTION JOINT (INTO NEW SLAB)
- TYPE C - LONGITUDINAL KEYED JOINT (INTO EXISTING)
- TYPE D - LONGITUDINAL KEYED JOINT (INTO NEW)
- TYPE E - LONGITUDINAL KEYED AND TIED JOINT ON RUNWAY CENTRELINE (INTO EXISTING)
- TYPE F - LONGITUDINAL KEYED AND TIED JOINT ON RUNWAY CENTRELINE (INTO NEW)

- NOTES**
1. ALL DIMENSION IN METRES UNLESS NOTED OTHERWISE.
  2. DIMENSIONS PROVIDED ARE FOR INFORMATION ONLY.
  3. CONTRACTOR TO MATCH EXISTING PAVEMENT JOINT ALIGNMENT ON SITE.
  4. FOR EXISTING SERVICES INFORMATION REFER TO THE PRICIPAL.
  5. FOR PAVEMENT CONSTRUCTION SEQUENCING REFER TO DRAWING 60518201-DRG-6000-SR-0050.
  6. FOR PAVEMENT CONSTRUCTION AND JOINT DETAIL REFER TO DRAWING 60518201-DRG-6000-SR-0051.
  7. REFER TO DRAWING 60518201-DRG-6000-SR-0002 FOR DETAILED NOTES.

**CONTRACTOR NOTICE**  
 THE SCOPE OF WORKS FOR THIS CONTRACT IS LIMITED TO INDIVIDUAL CONCRETE SLABS IDENTIFIED IN THIS DRAWING SET.

Last saved by: XE89012020-07-29 | Last Printed: 2020-07-28  
 Filename: P:\60518201\60518201\6 CAD\25-SKETCHES\DETAIL DESIGN\2020-06-25\60518201-DRG-6000-SR-1002.DWG

This drawing is confidential and shall only be used for the purpose of this project. The signing of this title block confirms the design and drafting of this project have been prepared and checked in accordance with the AECOM quality assurance system to ISO 9001-2000.




**PROJECT**  
 PAVEMENT SLAB REPLACEMENT



PROJECT MANAGEMENT INITIALS		
PV	MH	CR
DESIGNER	CHECKED	APPROVED
PROJECT DATA		
DATUM	SURVEY	

ISSUE/REVISION		

**PROJECT NUMBER**  
 60518201  
**SHEET TITLE**  
 PAVEMENT AND JOINT LAYOUT PLAN SHEET 3  
**SHEET NUMBER**  
 60518201-DRG-6000-SR-1002



**LEGEND - PROPOSED CONCRETE RECONSTRUCTION**

- PROPOSED CONCRETE SLAB REPLACEMENT
- TYPE A - TRANSVERSE DOWELED CONSTRUCTION JOINT (INTO EXISTING)
- TYPE B - TRANSVERSE DOWELED CONSTRUCTION JOINT (INTO NEW SLAB)
- TYPE C - LONGITUDINAL KEYED JOINT (INTO EXISTING)
- TYPE D - LONGITUDINAL KEYED JOINT (INTO NEW)
- TYPE E - LONGITUDINAL KEYED AND TIED JOINT ON RUNWAY CENTRELINE (INTO EXISTING)
- TYPE F - LONGITUDINAL KEYED AND TIED JOINT ON RUNWAY CENTRELINE (INTO NEW)

**NOTES**

1. ALL DIMENSION IN METRES UNLESS NOTED OTHERWISE.
2. DIMENSIONS PROVIDED ARE FOR INFORMATION ONLY.
3. CONTRACTOR TO MATCH EXISTING PAVEMENT JOINT ALIGNMENT ON SITE.
4. FOR EXISTING SERVICES INFORMATION REFER TO THE PRICIPAL.
5. FOR PAVEMENT CONSTRUCTION SEQUENCING REFER TO DRAWING 60518201-DRG-6000-SR-0050.
6. FOR PAVEMENT CONSTRUCTION AND JOINT DETAIL REFER TO DRAWING 60518201-DRG-6000-SR-0051.
7. REFER TO DRAWING 60518201-DRG-6000-SR-0002 FOR DETAILED NOTES.

**CONTRACTOR NOTICE**

THE SCOPE OF WORKS FOR THIS CONTRACT IS LIMITED TO INDIVIDUAL CONCRETE SLABS IDENTIFIED IN THIS DRAWING SET.

Last saved by: XE8910200-07-289 | Last Printed: 2020-07-28  
Filename: P:\60518201\60518201\6 CAD\25-SKETCHES\DETAIL DESIGN\2020-06-25\60518201-DRG-6000-SR-1003.DWG

This drawing is confidential and shall only be used for the purpose of this project. The signing of this title block confirms the design and drafting of this project have been prepared and checked in accordance with the AECOM quality assurance system to ISO 9001-2000.



**PROJECT**  
PAVEMENT SLAB REPLACEMENT



AECOM New Zealand Ltd  
NZ.B.N 942 903 209 1335  
www.aecom.com

PROJECT MANAGEMENT INITIALS		
PV	MH	CR
DESIGNER	CHECKED	APPROVED
PROJECT DATA		
DATUM	SURVEY	

ISSUE/REVISION		
IR	DATE	DESCRIPTION

PROJECT NUMBER	
60518201	
SHEET TITLE	
PAVEMENT AND JOINT LAYOUT PLAN SHEET 4	
SHEET NUMBER	
60518201-DRG-6000-SR-1003	



**LEGEND - PROPOSED CONCRETE RECONSTRUCTION**

- PROPOSED CONCRETE SLAB REPLACEMENT
- TYPE A - TRANSVERSE DOWELED CONSTRUCTION JOINT (INTO EXISTING)
- TYPE B - TRANSVERSE DOWELED CONSTRUCTION JOINT (INTO NEW SLAB)
- TYPE C - LONGITUDINAL KEYED JOINT (INTO EXISTING)
- TYPE D - LONGITUDINAL KEYED JOINT (INTO NEW)
- TYPE E - LONGITUDINAL KEYED AND TIED JOINT ON RUNWAY CENTRELINE (INTO EXISTING)
- TYPE F - LONGITUDINAL KEYED AND TIED JOINT ON RUNWAY CENTRELINE (INTO NEW)

**NOTES**

1. ALL DIMENSION IN METRES UNLESS NOTED OTHERWISE.
2. DIMENSIONS PROVIDED ARE FOR INFORMATION ONLY.
3. CONTRACTOR TO MATCH EXISTING PAVEMENT JOINT ALIGNMENT ON SITE.
4. FOR EXISTING SERVICES INFORMATION REFER TO THE PRICIPAL.
5. FOR PAVEMENT CONSTRUCTION SEQUENCING REFER TO DRAWING 60518201-DRG-6000-SR-0050.
6. FOR PAVEMENT CONSTRUCTION AND JOINT DETAIL REFER TO DRAWING 60518201-DRG-6000-SR-0051.
7. REFER TO DRAWING 60518201-DRG-6000-SR-0002 FOR DETAILED NOTES.

**CONTRACTOR NOTICE**

THE SCOPE OF WORKS FOR THIS CONTRACT IS LIMITED TO INDIVIDUAL CONCRETE SLABS IDENTIFIED IN THIS DRAWING SET.

Last saved by: XE8910200-07-29 | Last Printed: 2020-07-28  
 Filename: P:\60518201\60518201\6 CAD\25-SKETCHES\DETAIL DESIGN\2020-06-25\60518201-DRG-6000-SR-1004.DWG

This drawing is confidential and shall only be used for the purpose of this project. The signing of this title block confirms the design and drafting of this project have been prepared and checked in accordance with the AECOM quality assurance system to ISO 9001-2000.

**AECOM**  
 CONSULTANT  
 AECOM New Zealand Ltd  
 NZ.B.N 942 903 209 1335  
 www.aecom.com

**PROJECT**  
 PAVEMENT SLAB REPLACEMENT


**CLIENT**  
 AIRPORT AUTHORITY



PROJECT MANAGEMENT INITIALS		
PV	MH	CR
DESIGNER	CHECKED	APPROVED
PROJECT DATA		
DATUM	SURVEY	

ISSUE/REVISION		

**PROJECT NUMBER**  
 60518201  
**SHEET TITLE**  
 PAVEMENT AND JOINT LAYOUT PLAN SHEET 5  
**SHEET NUMBER**  
 60518201-DRG-6000-SR-1004



**LEGEND - PROPOSED CONCRETE RECONSTRUCTION**

- PROPOSED CONCRETE SLAB REPLACEMENT
- TYPE A - TRANSVERSE DOWELED CONSTRUCTION JOINT (INTO EXISTING)
- TYPE B - TRANSVERSE DOWELED CONSTRUCTION JOINT (INTO NEW SLAB)
- TYPE C - LONGITUDINAL KEYED JOINT (INTO EXISTING)
- TYPE D - LONGITUDINAL KEYED JOINT (INTO NEW)
- TYPE E - LONGITUDINAL KEYED AND TIED JOINT ON RUNWAY CENTRELINE (INTO EXISTING)
- TYPE F - LONGITUDINAL KEYED AND TIED JOINT ON RUNWAY CENTRELINE (INTO NEW)

- NOTES**
1. ALL DIMENSION IN METRES UNLESS NOTED OTHERWISE.
  2. DIMENSIONS PROVIDED ARE FOR INFORMATION ONLY.
  3. CONTRACTOR TO MATCH EXISTING PAVEMENT JOINT ALIGNMENT ON SITE.
  4. FOR EXISTING SERVICES INFORMATION REFER TO THE PRICIPAL.
  5. FOR PAVEMENT CONSTRUCTION SEQUENCING REFER TO DRAWING 60518201-DRG-6000-SR-0050.
  6. FOR PAVEMENT CONSTRUCTION AND JOINT DETAIL REFER TO DRAWING 60518201-DRG-6000-SR-0051.
  7. REFER TO DRAWING 60518201-DRG-6000-SR-0002 FOR DETAILED NOTES.

**CONTRACTOR NOTICE**  
 THE SCOPE OF WORKS FOR THIS CONTRACT IS LIMITED TO INDIVIDUAL CONCRETE SLABS IDENTIFIED IN THIS DRAWING SET.

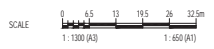
Last saved by: XE89102020-07-29 | Last Printed: 2020-07-28  
 Filename: P:\60518201\60518201\6 CAD\25 SKETCHES\DETAIL DESIGN\2020-06-25\60518201-DRG-6000-SR-1005.DWG

This drawing is confidential and shall only be used for the purpose of this project. The signing of this title block confirms the design and drafting of this project have been prepared and checked in accordance with the AECOM quality assurance system to ISO 9001-2000.

**AECOM**  
 CONSULTANT  
 AECOM New Zealand Ltd  
 NZ.B.N 942 903 209 1335  
 www.aecom.com

**PROJECT**  
 PAVEMENT SLAB  
 REPLACEMENT

**CLIENT**  
  
 AIRPORT AUTHORITY



PROJECT MANAGEMENT INITIALS		
PV	MH	CR
DESIGNER	CHECKED	APPROVED
PROJECT DATA		
DATUM	SURVEY	

ISSUE/REVISION		
IR	DATE	DESCRIPTION

PROJECT NUMBER	
60518201	
SHEET TITLE	
PAVEMENT AND JOINT LAYOUT PLAN SHEET 6	
SHEET NUMBER	
60518201-DRG-6000-SR-1005	